



# *Managing Facilities and Facility Costs On & Off Campus*

*Steven A. Slack*

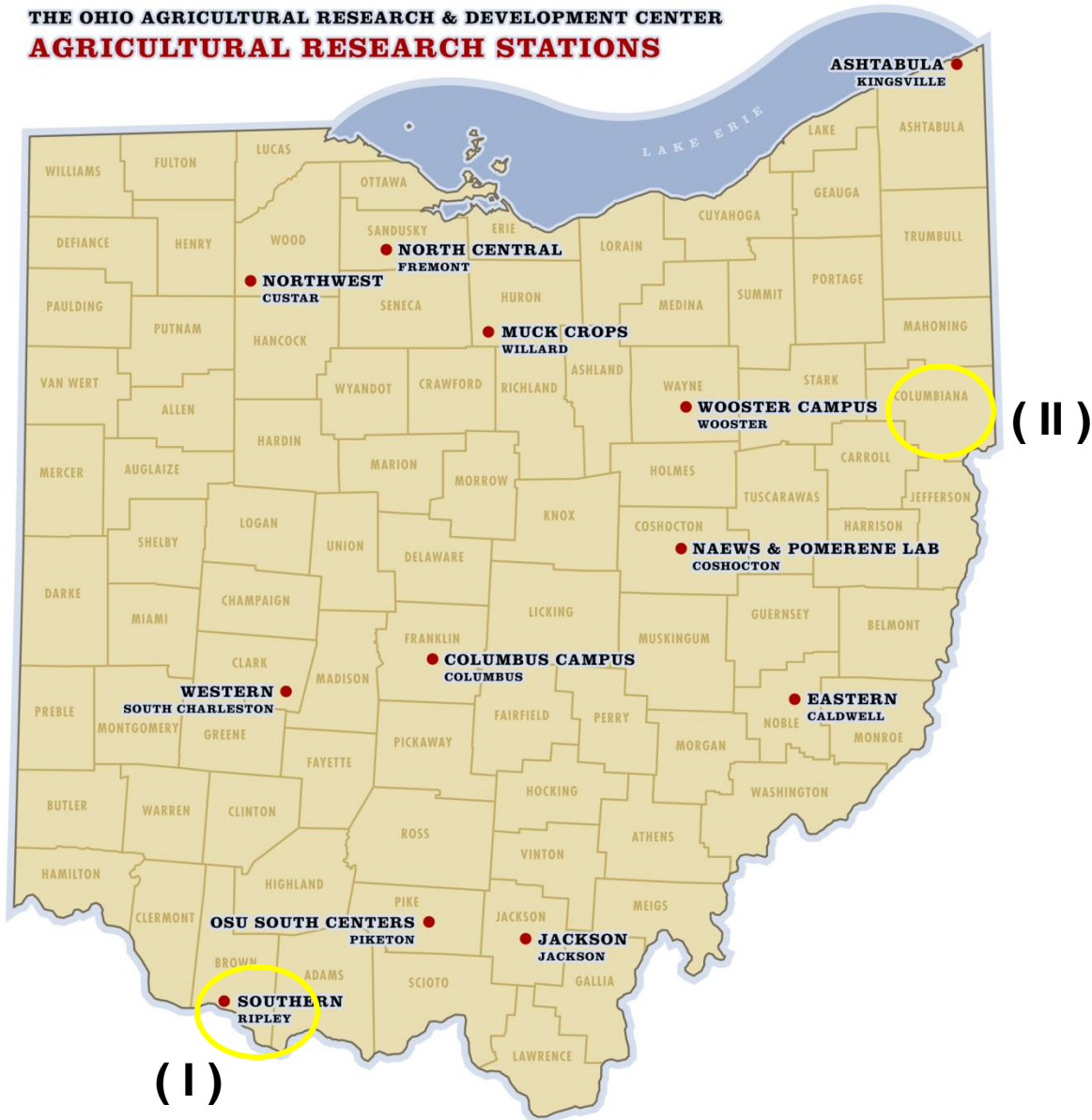
Best Management Practices

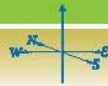
SAES/ARD Workshop

Oklahoma City, OK

September 14-17, 2009

**THE OHIO AGRICULTURAL RESEARCH & DEVELOPMENT CENTER  
AGRICULTURAL RESEARCH STATIONS**





# EASTERN Agricultural Research Station



## History

The Eastern Agricultural Research Station was established in 1965 through the purchase of a 728-acre block of hilly land near Belle Valley in Noble County. This land, along with 40 acres acquired later on, is known as Unit I. The Station's size was significantly increased in 1966, when the Union Carbide Corporation and the Baker-Noon Coal Company donated an additional 1,325 acres that had been extensively strip-mined for coal. This area is known as Unit II and was the subject of land-reclamation experiments through the 1990s.

Wayne Shriver, Manager  
Eastern Agricultural Research Station  
16870 Township Road 126  
Caldwell, Ohio 43724  
740-732-2682, shriver.13@osu.edu

## Maximizing Livestock Productivity in Appalachian Ohio

Located on 2,093 acres in the rolling hills and valleys of Ohio's Appalachian plateau, the Eastern Agricultural Research Station focuses on beef cattle and sheep production research and on the evaluation of forage production systems. These activities are a central part of the economic backbone of eastern Ohio.

Station personnel work with Ohio Agricultural Research and Development Center (OARDC) scientists, Ohio State University Extension specialists, producers, and industry groups to conduct innovative studies on cattle reproduction and nutrition; sheep management and health; improved forages, and lower-cost feeding alternatives. The knowledge generated at the Station is then communicated to farmers and transferred throughout the beef cattle and sheep industries.


Eastern Ohio counties represent the bulk of the state's beef cattle and sheep production — industries that have an estimated \$770 million economic impact in Ohio.



Bringing Knowledge to Life

<http://oardc.osu.edu/branches/branchinfo.asp?id=8>





# CASE I OFF CAMPUS-CLOSING

- **Communications**
  - State legislators
  - County Commissioners
  - Advisory Council
  - OSU hierarchy
- **Information Flow**
  - Met in county/public forum
  - Talked with local reporters
- **Personnel Impacts**
  - Notified our personnel first
  - Met our personnel face-to-face
  - Program/personnel relocations (Human Resources)
  - Notified other OARS
  - Separation over 18 mo.



# **CASE II** **OFF CAMPUS-GIFT**

- **Communications and Management**
  - Work with OSU Development
  - Is there a need? Rationale?
  - Management/Business Plan
  - Cost Recovery opportunities (Plant/Animal)
  - Must do diligence/must visit site
  - State/local officials if appropriate

# Wooster Campus





Bioenergy/Bioproducts/  
Biomass Complex

Secret Arboretum

Secret Entrance

Secret Center

Pond

MCIC


Shisler - Fisher Conference  
Center & Auditorium

PAAR

BioHio Phase I

BioHio Phase II

Wooster Bike Trail  
Secret Rd Improvement







# **CASE III**

## **ON CAMPUS-NEW FACILITY**

- **Communications**

- OSU hierarchy
- Faculty User Groups
  - ✓ Planning
  - ✓ Funding/Business Plan
  - ✓ Building Consensus
  - ✓ Governance
    - Management
    - Fees
- Stakeholders as appropriate

- **Information Flow**

- Keep campus informed
- Keep community informed

- **Personnel Impacts**

- MOUs as needed
- Involve Human Resources



## CASE IV

# ON CAMPUS-CLOSING/USE CHANGE

- **Communications**
  - OSU facility department
  - Engage groups impacted directly
    - ✓ Departments
    - ✓ Campus facility units
    - ✓ Faculty/staff/students
  - Stakeholders if appropriate
  - MOUs if appropriate
- **Information Flow**
  - Notify campus
  - Notify community as appropriate
    - ✓ Press, local groups, meetings
- **Personnel Impacts**
  - Notify our personnel first
  - Meet our personnel face-to-face